











**Govt. Polytechnic Hamirpur (H.P.)**  
**Practical Planning & Coverage**

Branch : Computer Engineering Semester : 3rd (Group-1)

Subject : Data Communication & Computer Network Session : Aug-Dec 2024

Teacher : Virender Thakur Laboratory : \_\_\_\_\_

Pract. No.	Description of Practical	Reference for Procedure/ Writeup	Likely Dates	Actual Dates	Signature
1.	To get familiar with various types of Networking Cables, Connectors and Tools and create UTP CAT5 patch cords using a crimping tool.	Lab Manual	1/8/2024		
2	To get familiar with various types of Networking Devices NIC, Hub, Switch, Router, WiFi Access Point and find out their technical specifications	Lab Manual	22/8/2024		
3	To install and configure Network Interface Card and determine its MAC address.	Lab Manual	29/8/2024		
4	To find out and draw the Network Layout with its topology for the LAN of your Institution.	Lab Manual	5/9/2024		
5	To study and practice different networking commands - IP CONFIG, PING, TRACERT, GETMAC, HOSTNAME, ROUTE, PATHPING, NETSTAT, NSLOOKUP, ARP	Lab Manual	12/9/2024		
6	To configure the networking of a PC/ Laptop and explore different configuration options and their impact - IP address, Subnet mask, Gateway, DNS.	Lab Manual	19/9/2024		
7	To establish and test a physical network of two computers with hub/ switch.	Lab Manual	26/9/2024		
8	To set up a FTP Server and transfer a file to the server from another computer on the network	Lab Manual	27/9/2024		
9.	To create a WiFi hotspot using a wireless access point and configure the options of DHCP and security	Lab Manual	28/9/2024		

  
Signature of H.O.D.










# Govt. Polytechnic Hamirpur (H.P.)


## Practical Planning & Coverage

Branch : Computer Engineering Semester : 3rd (Group-2nd)

Subject : Data Communication & Computer Network Session : Aug-Dec 2024

Teacher : Virender Thakur Laboratory : \_\_\_\_\_

Pract. No.	Description of Practical	Reference for Procedure/ Writeup	Likely Dates	Actual Dates	Signature
1.	To get familiar with various types of Networking Cables, Connectors and Tools and create UTP CAT5 patch cords using a crimping tool.	Lab Manual	3/8/2024		
2	To get familiar with various types of Networking Devices NIC, Hub, Switch, Router, WiFi Access Point and find out their technical specifications	Lab Manual	17/8/2024		
3	To install and configure Network Interface Card and determine its MAC address.	Lab Manual	24/8/2024		
4	To find out and draw the Network Layout with its topology for the LAN of your Institution.	Lab Manual	31/8/2024		
5	To study and practice different networking commands-IPCONFIG, PING, TRACERT, GETMAC, HOSTNAME, ROUTE, PATHPING, NETSTAT, NSLOOKUP, ARP	Lab Manual	7/9/2024		
6	To configure the networking of a PC/ Laptop and explore different configuration options and their impact - IP address, Subnet mask, Gateway, DNS.	Lab Manual	21/9/2024		
7	To establish and test a physical network of two computers with hub/ switch.	Lab Manual	28/9/2024		
8	To set up a FTP Server and transfer a file to the server from another computer on the network	Lab Manual	28/9/2024		
9.	To create a WiFi hotspot using a wireless access point and configure the options of DHCP and security	Lab Manual	28/9/2024		

  
Signature of H.O.D.